

3M™ Dirt Trap Protection System

Product and Ordering Information

Part Number	Item	Description	Qty/case
36852	3M™ Dirt Trap Protection Material	28”(70cm) x 300 ft (91m)roll – wall and floor protection material	1 roll/case
36856	3M™ Dirt Trap Protection Film – Clear	18”(45cm) x 100 ft(30m) roll – window and light protection film	1 roll/case
36862	3M™ Dirt Trap Protection Material Dispenser	Magnetic metal dispenser for material	1 per case
36863	3M™ Dirt Trap Protection Film Dispenser	Magnetic metal dispenser for film	1 per case
36861	3M™ Dirt Trap Protection System Intro Kit	1 roll of material, 1 roll of film, 2 dispensers, 2 installation tools and installation instructions	1 kit/case

Traps dirt. Protects profits.

Contact your distributor or 3M Sales Representative today and let the 3M Dirt Trap Protection System help improve your paint booth protection, your paint department’s productivity and your overall profitability.



For more information visit our website
<http://www.3M.com/DirtTrap>

New Product Feature: 3M™ Perfect-it™ Denib System



Unlike anything else available in the industry, it’s designed to remove dirt nibs faster and easier, resulting in a better finish!



Automotive Aftermarket,
 3M United Kingdom PLC

3M Centre,
 Cain Road, Bracknell,
 RG12 8HT
 Tel: 016 1237 6391
 Fax: 016 1237 5911
aadukenquiries@mmm.com

Automotive Aftermarket,
 3M Ireland Limited

The Iveagh Building
 The Park, Carrickmines
 Dublin 18
 Tel: (01) 280 3555
 Fax: (01) 280 3509

Please recycle. Printed in UK.
 © 3M 2010. All rights reserved.

3M and Perfect-it are trademarks of the
 3M Company

www.3Mbodyshop.co.uk

Traps dirt Protects profits



Improve Paint Department Productivity

- Capture Dirt and Overspray
- Reduce Paint Booth Maintenance
- Protect Your Investment

3M™ Dirt Trap Protection System

3M™ Dirt Trap Protection Material

A specially engineered adhesive-backed white material designed to:

- Protect paint booth walls and floors
- Trap dust, dirt and overspray
- Brighten work areas

3M™ Dirt Trap Protection Film

Adhesive-backed clear film protects lights and windows from overspray buildup

- No more scraping and cleaning ... simply peel off and re-apply



Put more work through your paint department

Increase paint booth productivity

Increase paint booth utilization by reducing daily and periodic maintenance.

Save finishing time and increase customer satisfaction

When airborne contaminants settle on your freshly painted surfaces, it creates an extra step to prepare the finish to meet your customer's expectations.

This additional time could be spent on another job and improve your throughput.

Protect Your Investment

Your paint booth is one of the largest investments in your shop. Keeping this asset in top working condition is a never-ending task. Cleaning, scraping, re-painting takes away from valuable production time. Repeated washing introduces

moisture, which promotes premature rust and corrosion. The 3M™ Dirt Trap Protection System minimises booth down time and helps keep this valuable piece of equipment in top working condition.



Great for waterborne paint systems

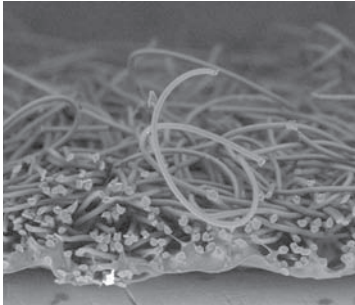
Waterborne paint systems require more airflow to accelerate dry time. This increased airflow could mean more airborne dust and dirt.

3M Dirt Trap Protection Material helps trap these airborne contaminants and keep them away from your paint job.

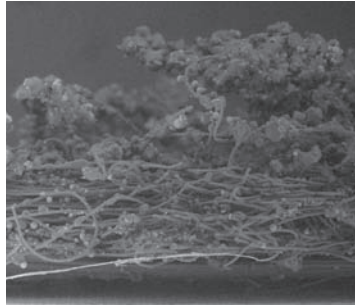
Trap the dirt and help reduce your compounding and polishing times.

Can also be utilised in paint mixing rooms and on floors adjacent to the booth to further reduce contaminants.

Better Protection through Science and Technology



Patented adhesive-backed, non-woven material.

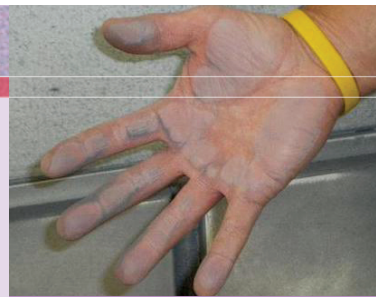


BUILD-UP OF TRAPPED DUST, DIRT AND OVERSPRAY.

3M has taken the simple concept of surface protection and revolutionized it to enhance your painting process. Not only is the 3M™ Dirt Trap Protection System great for surface protection, but a closer look reveals a breakthrough innovation that actually traps dust, dirt and overspray in a unique non-woven construction.

How to get started:

- 1** Clean and Prepare Booth.
Remove loose dirt and overspray.
- 2** Install 3M™ Dirt Trap Protection Material on walls from bottom up.
- 3** Install 3M Dirt Trap Protection Material on any solid booth floor areas.
- 4** Install 3M™ Dirt Trap Protection Film on windows and lights.



Traps dirt. Protects profits.

Contact your distributor or 3M Sales Representative today.

For more information, and to see a full instructional installation video, go to:

<http://www.3M.com/DirtTrap>