



MAXILIGHT

A25

VERSION: 110619
Page: 1/2

LIGHTWEIGHT BODYFILLER

DEFINITION

Lightweight polyester bodyfiller. Formulated for faster working, to facilitate very easy spreading and to give a very easy to sand finish, MAXILIGHT is clog free, tack free and pinhole free. Excellent featheredge adhesion which eliminates peel back during machine sanding. Superior sanding of the product resulting in reduced labour costs. Use for filling and repairs to bodywork: dents, dings, scratches, rust, minor damage and small holes. The product's creamy texture and smooth spreading allow easy repairs on large areas. Ideal for use on all metal surfaces.

PHYSICAL CHARACTERISTICS

Nature:	Unsaturated polyester
Color:	Ivory
Specific weight:	8,6 lb/gal @ 68°F
VOC:	0,38 lb/gal Mixing Application

AUXILIARY PRODUCTS

Hardener PBO




SUITABLE SURFACES

It may be applied on steel, electrozinc-coated, galvanized, aluminum or polyester surfaces. When maximum protection is required apply on epoxy primer. Do not apply on thermoplastic finishes and Wash Primers.

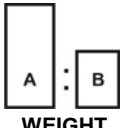


SURFACE PREPARATION

For large areas prepare area to be repaired with P40-P60 abrasive, for smaller repair areas use P80 abrasive, removing only the paint. Use P80 to remove any P40-P60 sanding marks and to featheredge the paint.





- 1 - Identify surface.
- 2 - Process:

PROCESS		Steel	Aluminum	Electrozinc-coated	Polyester UP-GFK
	P80	√	√	√	√
	P150	√	√	√	√
	Cleaning thinner	√	√	√	√

1 – APPLICATION

	 WEIGHT		
50°F	100:2-3	13 min	30 min
68°F		7 min	20 min
90°F		4 min	15 min

2 – SANDING

		 ORBIT		
	↓			
INITIAL		0.28-0.20 inches	P120	P80
FINAL		0.20-0.12 inches	P180	P180

FINISH: Avoid leaving coarse sanding scratches outside the filler area during the initial cut. A long cheese greater style handblock is not recommended for this process. Finish and sand the body filler with P80 grit. Sand any bare metal areas and featheredge the paint with P180 abrasive to remove any remaining P80 grit sanding scratches.

REMARKS

Do not add more hardener than specified. Mix thoroughly.
It must be isolated before applying finish coating.
Polyester putties will not harden at temperatures under +40°F.

EQUIPMENT CLEANING

Clean putty knives with a cleaning thinner before the product hardens.

SAFETY

Follow instructions of product label. For more information check the Material Safety Data Sheets. Compliant with the National Statutory Regulation for Health and Safety at Work and Waste Disposal.

STORAGE

Store the product in a ventilated place far from direct exposure to sunlight. Keep between +40°F and +90°F.

GUARANTEE

One year in unopened original packaging.

For any technical information contact with our Customer Attention Service or our Technical Department.
ROBERLO SA declines any responsibility due to an incorrect use of the product.